

How to access the Course Content and Assessments via the AAMC Members' Area

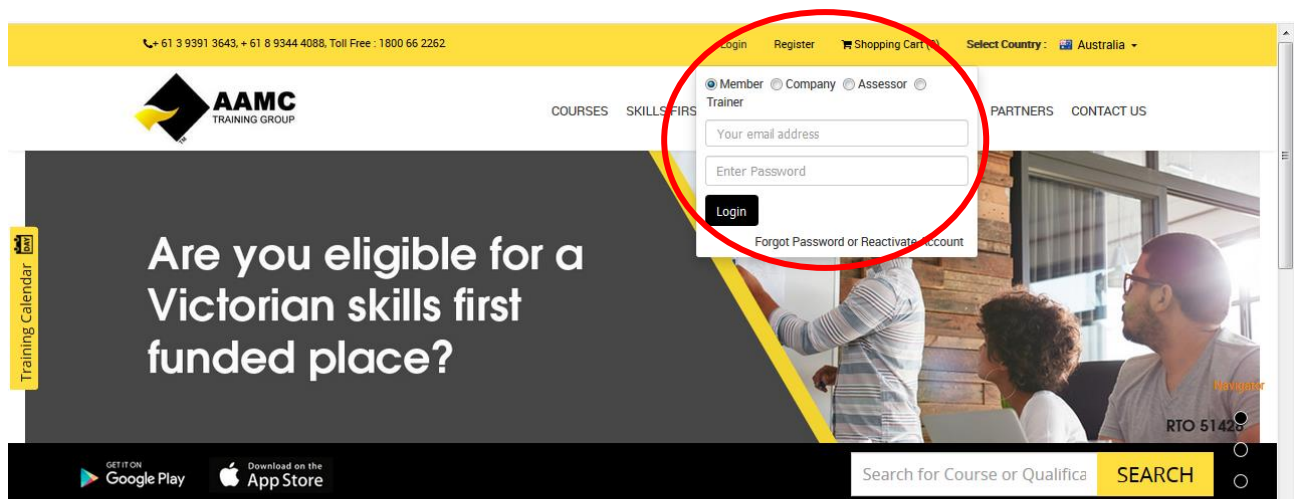
The following information will guide you through the process to access your course materials, multi-choice and written assessments/case studies.

Should you experience problems with accessing your course:

- ensure that you allow pop-ups for our website.
- our correct web address must be used to gain access to your members area: www.aamctraining.edu.au

Follow the step by step instructions to access your learning material and assessments accordingly. Should you have any queries during this process, please do not hesitate to contact us.

1. Access the AAMC Training website www.aamctraining.edu.au and **Login** to the **AAMC Members' Area**. Enter your username and password which was issued to you upon registration.



Most Popular Courses

An introductory course for Australian finance professionals and their clients, compiled by the Blockchain Certification Academy and brought to you by their Australian agent, Metamor.



TPB506 Australian taxation law for tax (financial) advisers

All Australian financial services licensees and



Seniors Equity Release/Reverse Mortgage Course

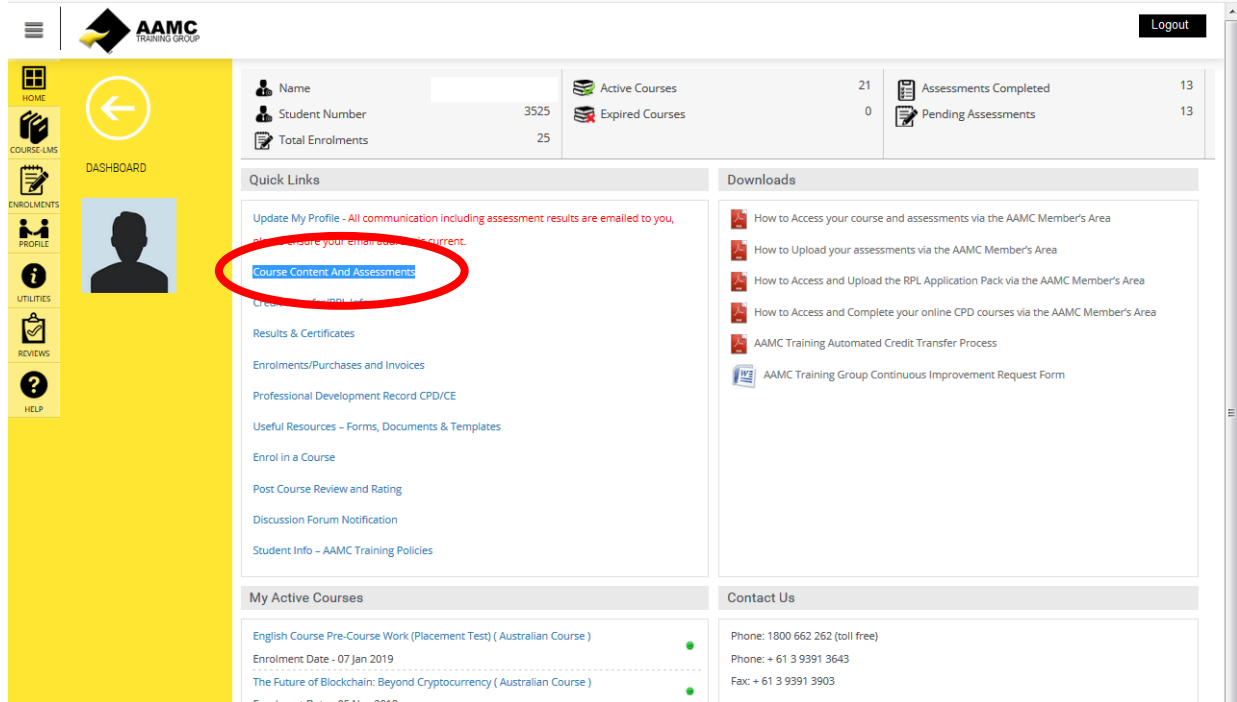
The Seniors Equity Release/ Reverse Mortgage



The Future of Blockchain: Beyond Cryptocurrency

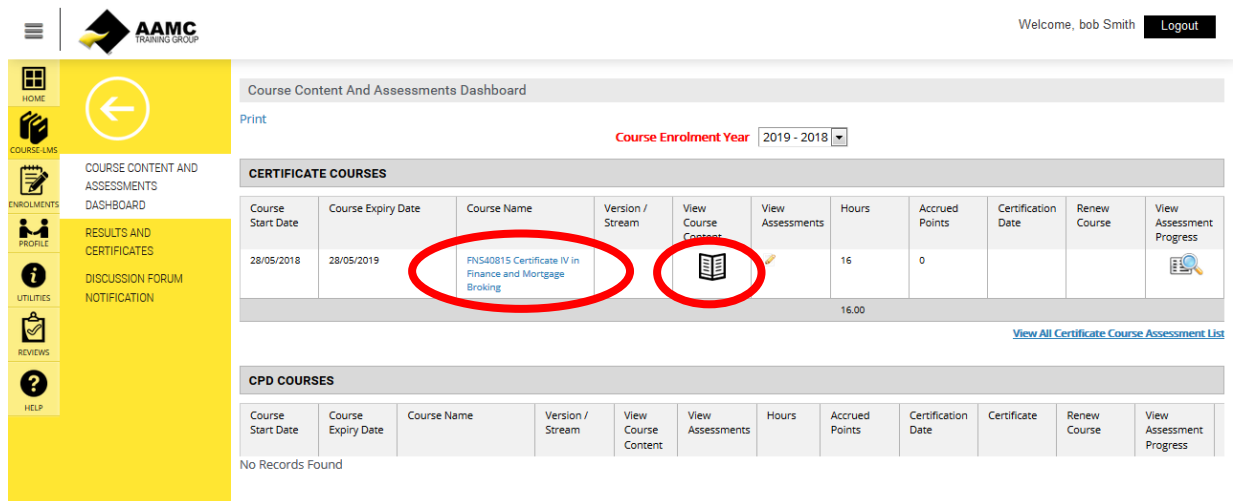
This is an introductory course for Australian

- You can access the course content and assessments by selecting '**Course Content and Assessments**'. This area will also show you details of any other certificate/CPD courses you are also enrolled in.





The screenshot shows the AAMC Training Group dashboard. On the left is a yellow sidebar with navigation icons. The main content area includes a user profile summary, a 'Quick Links' section, and a 'Downloads' section. The 'Quick Links' section contains several links, with 'Course Content And Assessments' circled in red. Below this are sections for 'My Active Courses' and 'Contact Us'.

- Now select the course name under the '**Certificate Courses**' heading or the '**View Course Content**' icon.




The screenshot shows the 'Course Content And Assessments Dashboard'. It features a 'Print' button, a 'Course Enrolment Year' dropdown set to '2019 - 2018', and two main sections: 'CERTIFICATE COURSES' and 'CPD COURSES'. The 'CERTIFICATE COURSES' table has the following data:

Course Start Date	Course Expiry Date	Course Name	Version / Stream	View Course Content	View Assessments	Hours	Accrued Points	Certification Date	Renew Course	View Assessment Progress	
28/05/2018	28/05/2019	FNS40815 Certificate IV in Finance and Mortgage Broking				16	0				
						16.00					

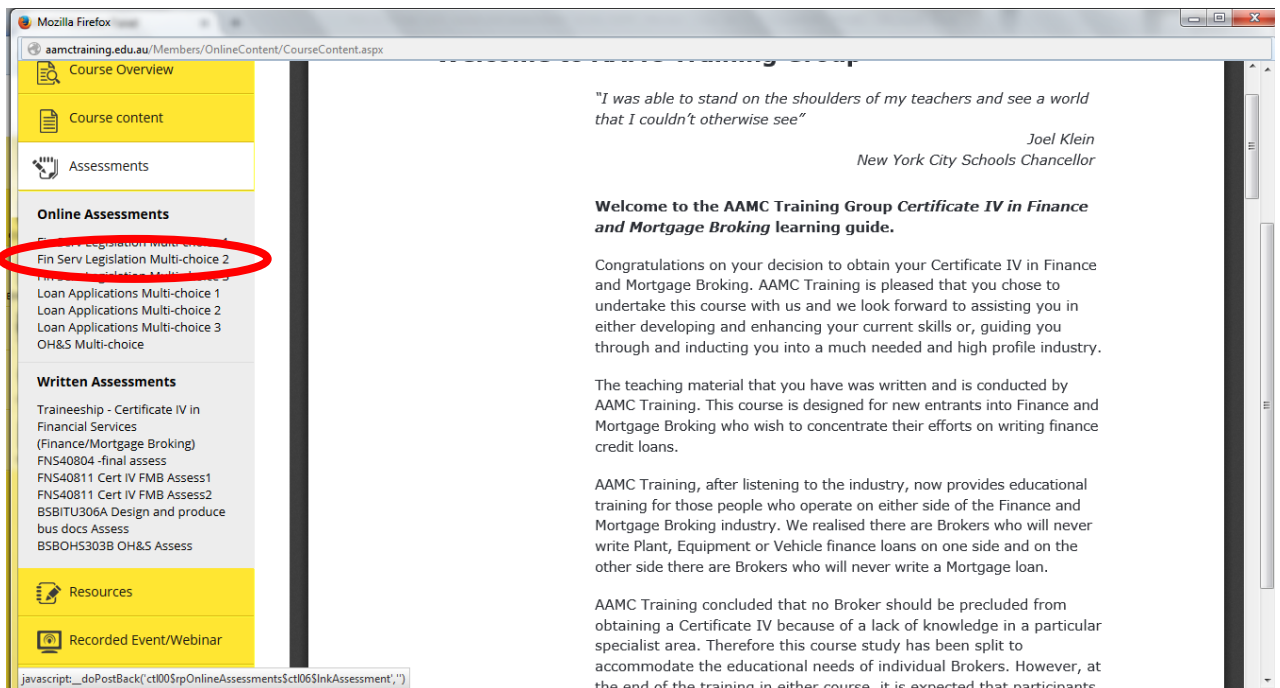
The course name 'FNS40815 Certificate IV in Finance and Mortgage Broking' and the 'View Course Content' icon are circled in red. Below the table is a link: 'View All Certificate Course Assessment List'. The 'CPD COURSES' section below it shows 'No Records Found'.

Once either link is selected, the **Learning Centre** page will open. Here you will be able to view the course content along with the assessments. Please ensure all pop-up blockers are turned off. (Try holding down the CTRL key when clicking on your course if it does not respond by simply selecting it.)

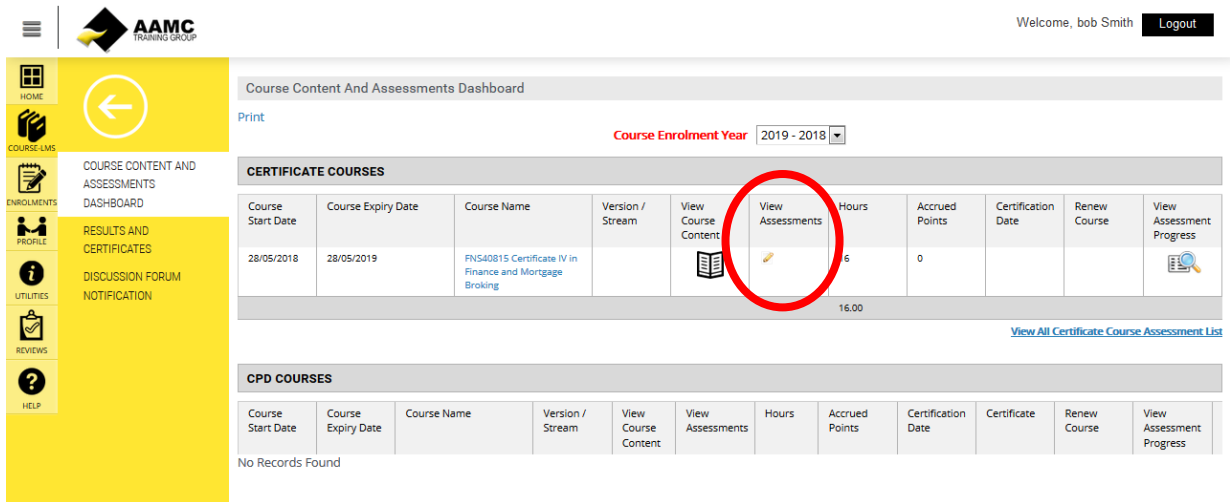
- The Learning Centre should open to the **Course Overview**. Read the relevant information. To read through the main body of material, select **Course Content** on the left hand side to view each module accordingly. Once you have read through your course content you can commence the relevant assessments as prompted.



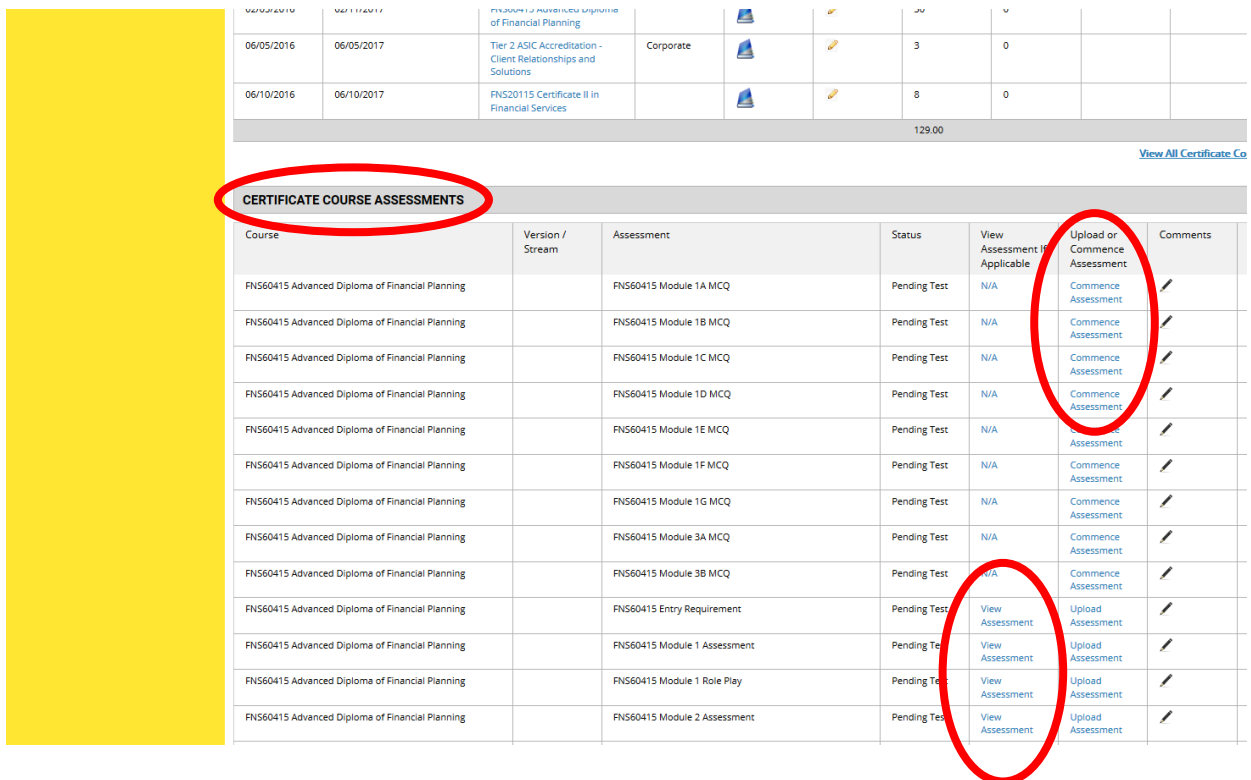
- When you are ready to complete any of your assessments, select the appropriate assessment under the Assessments tab. Once you have selected your chosen assessment to complete you will be guided through this process with on screen instructions.



6. Alternatively you can access your assessments from the 'Course Content & Assessments' page under the View Assessments column. Scroll down to view the list of assessments.



Here you are able to download written assessments/case studies which will download as a word file from the View Assessment column.



Course	Version / Stream	Assessment	Status	View Assessment If Applicable	Upload or Commence Assessment	Comments
FNS60415 Advanced Diploma of Financial Planning		FNS60415 Module 1A MCQ	Pending Test	N/A	Commence Assessment	/
FNS60415 Advanced Diploma of Financial Planning		FNS60415 Module 1B MCQ	Pending Test	N/A	Commence Assessment	/
FNS60415 Advanced Diploma of Financial Planning		FNS60415 Module 1C MCQ	Pending Test	N/A	Commence Assessment	/
FNS60415 Advanced Diploma of Financial Planning		FNS60415 Module 1D MCQ	Pending Test	N/A	Commence Assessment	/
FNS60415 Advanced Diploma of Financial Planning		FNS60415 Module 1E MCQ	Pending Test	N/A	Commence Assessment	/
FNS60415 Advanced Diploma of Financial Planning		FNS60415 Module 1F MCQ	Pending Test	N/A	Commence Assessment	/
FNS60415 Advanced Diploma of Financial Planning		FNS60415 Module 1G MCQ	Pending Test	N/A	Commence Assessment	/
FNS60415 Advanced Diploma of Financial Planning		FNS60415 Module 3A MCQ	Pending Test	N/A	Commence Assessment	/
FNS60415 Advanced Diploma of Financial Planning		FNS60415 Module 3B MCQ	Pending Test	N/A	Commence Assessment	/
FNS60415 Advanced Diploma of Financial Planning		FNS60415 Entry Requirement	Pending Test	View Assessment	Upload Assessment	/
FNS60415 Advanced Diploma of Financial Planning		FNS60415 Module 1 Assessment	Pending Test	View Assessment	Upload Assessment	/
FNS60415 Advanced Diploma of Financial Planning		FNS60415 Module 1 Role Play	Pending Test	View Assessment	Upload Assessment	/
FNS60415 Advanced Diploma of Financial Planning		FNS60415 Module 2 Assessment	Pending Test	View Assessment	Upload Assessment	/

You can also complete Multi-choice assessments along with short answer questions in the next column, Upload or Commence Assessment.

Once you have selected your written assessment to upload you will be guided through this process with on screen instructions.